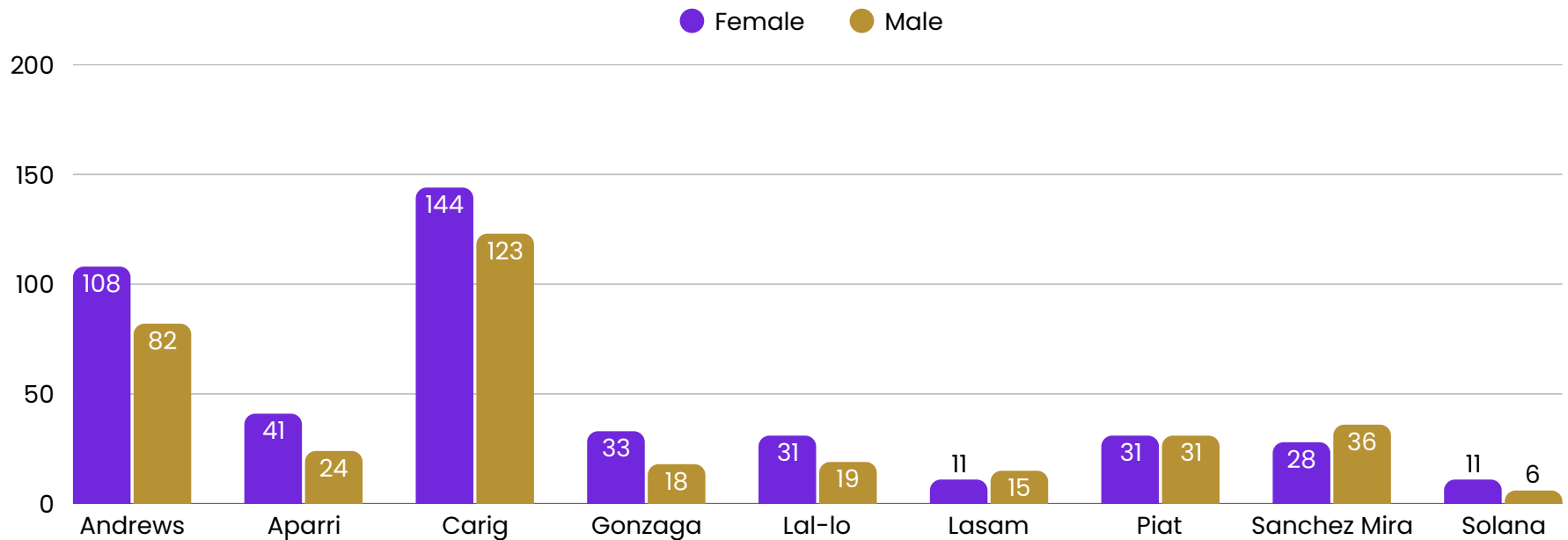




# MEN AND WOMEN *in* CAGAYAN STATE UNIVERSITY (Permanent Faculty Employees) (As of April 2026)

## NUMBER OF PERMANENT FACULTY MEMBERS PER CAMPUS BASED ON SEX ASSIGNED AT BIRTH



**Grand Total: 792 (F = 438; M = 354)**

This report presents sex-disaggregated data on faculty (permanent) employees of Cagayan State University as of April 2026. It includes a detailed breakdown of the number of faculty members across each campus.

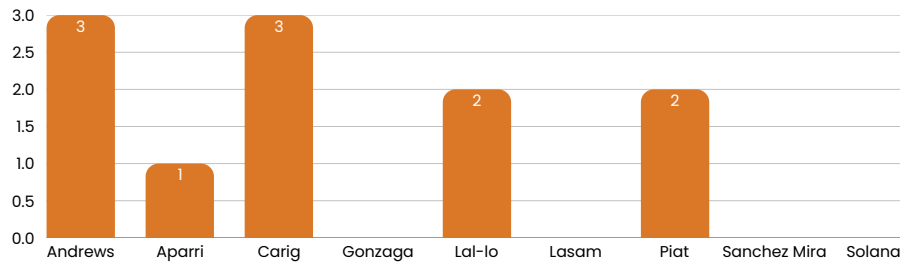
The data show a total of 792 permanent faculty members across all campuses, with 438 females and 354 males, indicating a female-majority faculty overall. The Carig Campus has the largest faculty count with 267 members (144 female, 123 male). Andrews Campus follows with 190 faculty, also favoring females (108 female, 82 male). Aparri has 65 faculty members, with females (41) outnumbering males (24). Most smaller campuses, such as Gonzaga (33 female, 18 male), Lal-lo (31 female, 19 male), and Solana (11 female, 6 male), also have more female faculty, except Lasam (11 female, 15 male), where males slightly outnumbered the females.



# MEN AND WOMEN *in* CAGAYAN STATE UNIVERSITY (Permanent Faculty Employees) (As of April 2026)

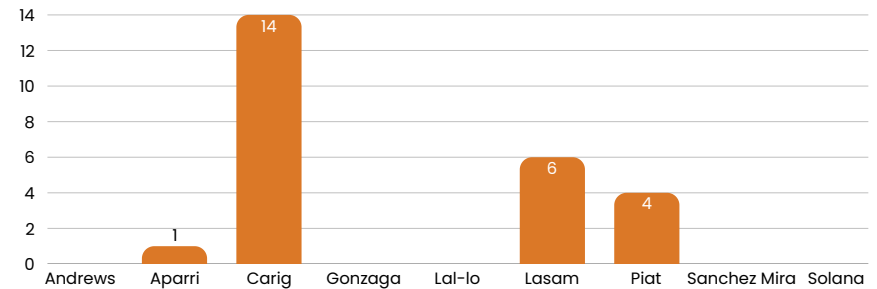
This report presents sex-disaggregated data on faculty (permanent) employees of Cagayan State University as of April 2026. It includes a detailed breakdown of the number of disadvantaged groups (solo-parent, indigenous people, senior citizen, and differently-abled) per campus.

## NUMBER OF SOLO-PARENT PER CAMPUS



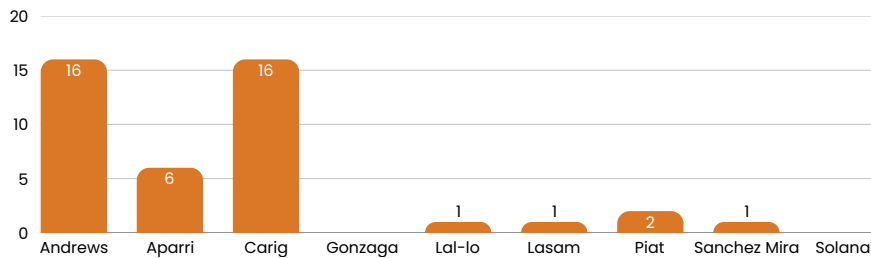
The University recorded a total of 11 solo parent employees across its 9 campuses. The highest numbers were reported in Andrews (3), and Carig (3). Both Lal-lo and Piat obtained two (2) solo parents. Aparri Campus only recorded one (1) solo parent employee. The remaining campuses recorded no solo parent employees.

## NUMBER OF INDIGENOUS PEOPLE PER CAMPUS



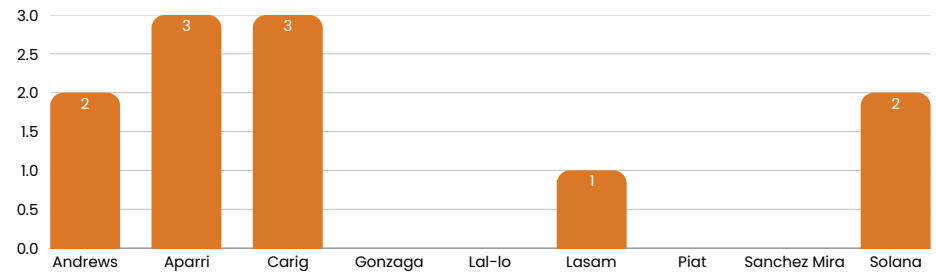
The University recorded a total of 25 employees belonging to Indigenous People group across its 9 campuses. Carig Campus logs the higher number with a total of fourteen (14) IPs, followed by Lasam with six (6) IPs. Meanwhile, Piat Campus recorded four (4) IPs. Only one (1) IP is recorded by Aparri Campus. The remaining campuses recorded no Indigenous People groups.

## NUMBER OF SENIOR CITIZENS PER CAMPUS



The data reported a total of 43 senior citizen employees across the campuses for Permanent Faculty. Both Andrews and Carig campuses reported the highest number, with 16 senior citizen employees. Moderate figures were recorded in Aparri (6), and Piat (2). Meanwhile, campuses like Lallo (1), Lasam (1), and Piat (1) had relatively low counts. The remaining campuses reported no senior citizen employees.

## NUMBER OF DIFFERENTLY-ABLED PERSONS PER CAMPUS



The University recorded a total of 11 employees who are differently-abled across its 9 campuses. Both Aparri and Carig campuses reported three (3) differently-abled persons, and both two (2) for Andrews and Solana. Lasam Campus reported only one (1) differently-abled employee. The remaining campuses recorded none for this category.



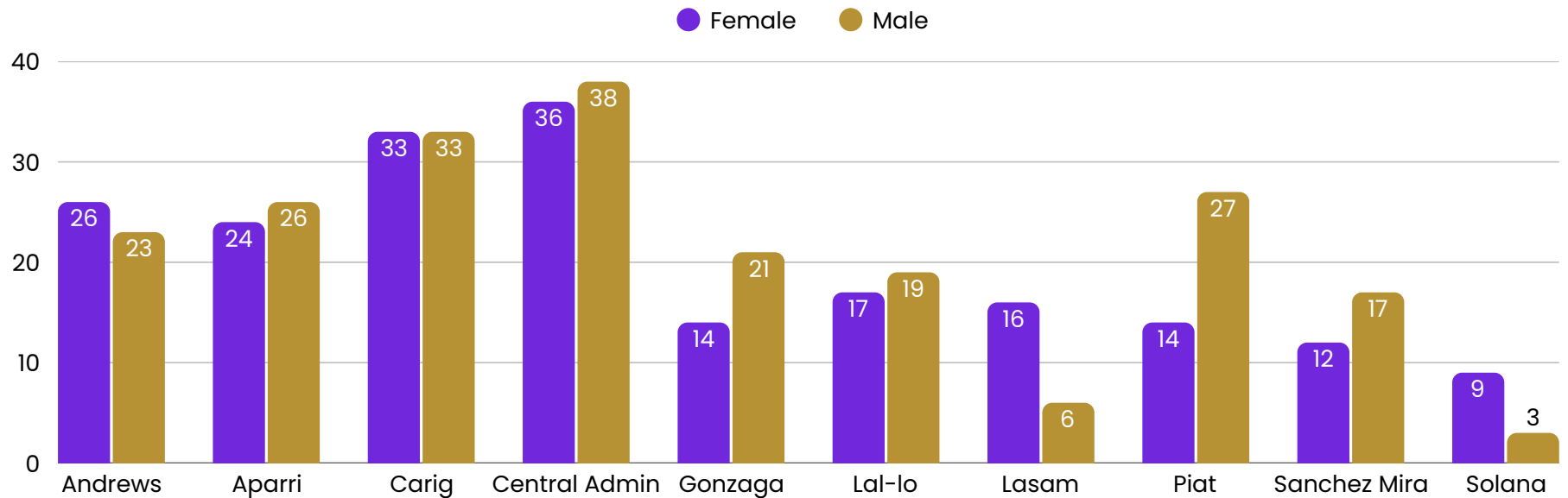
# MEN AND WOMEN

## *in* CAGAYAN STATE UNIVERSITY

### (Permanent and Casual Administrative Personnel)

(As of April 2026)

### NUMBER OF ADMINISTRATIVE PERSONNEL PER CAMPUS BASED ON SEX ASSIGNED AT BIRTH



**Grand Total: 414 (F = 201; M = 213)**

This report presents sex-disaggregated data on Administrative Personnel (permanent and casual) of Cagayan State University as of April 2026. It includes a detailed breakdown of the number of faculty members across each campus.

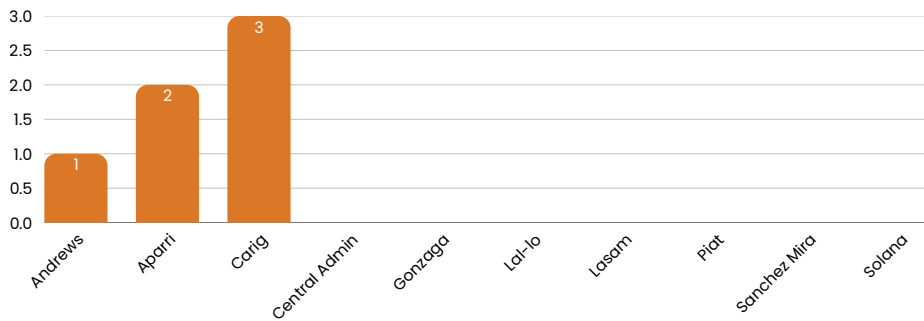
The data show a grand total of 414 permanent and casual Administrative Personnel across all campuses (including Central Administration), with 201 females and 213 males, indicating a male-majority overall. Carig Campus logs 66 admin personnel with the same number for both male (33) and female (33). Andrews Campus recorded 26 female and 23 male, with a total of 49 admin personnel. The females were outnumbered by male in Aparri (24 female, 26 male), Gonzaga (14 female, 21 male), Lal-lo (17 female, 19 male), Piat (14 female, 27 male), and Sanchez Mira (12 female, 17 male). Lasam recorded 16 female and 6 male. Meanwhile, Central Administration logs the highest number of admin personnel with a total number of 74 (36 female, 38 male), with male slightly outnumbering the female population.



# MEN AND WOMEN *in* CAGAYAN STATE UNIVERSITY (Permanent and Casual Administrative Personnel) (As of April 2026)

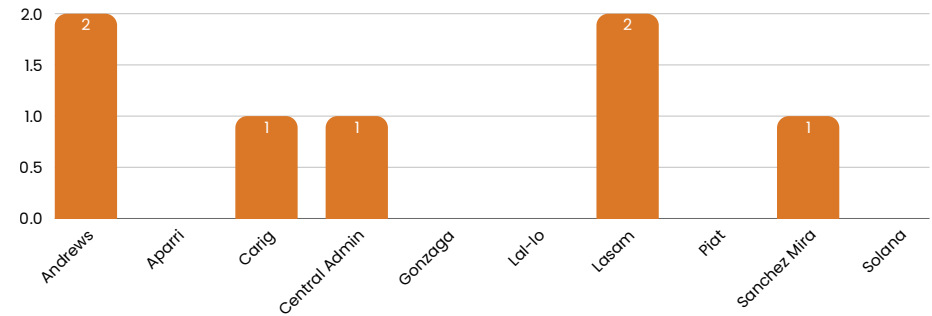
This report presents sex-disaggregated data on Administrative Personnel (permanent and casual) of Cagayan State University as of April 2026. It includes a detailed breakdown of the number of disadvantaged groups (solo-parent, indigenous people, senior citizen, and differently-abled) per campus.

## NUMBER OF SOLO-PARENT PER CAMPUS



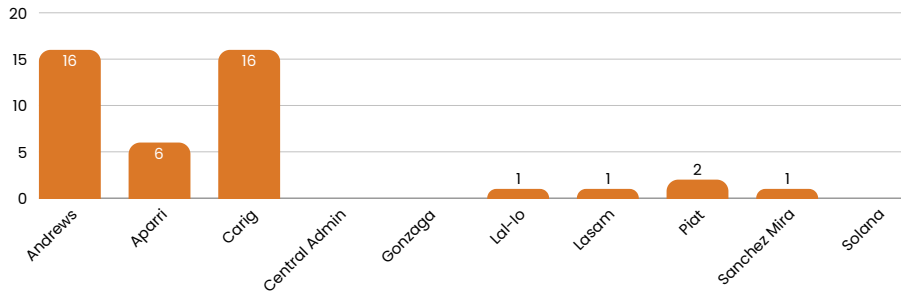
The University recorded a total of 6 solo parent employees . Carig Campus reported 3 solo-parent employees, followed by 2 from Aparri Campus, and 1 from Andrews Campus. The other campuses recorded no solo parent employees.

## NUMBER OF INDIGENOUS PEOPLE PER CAMPUS



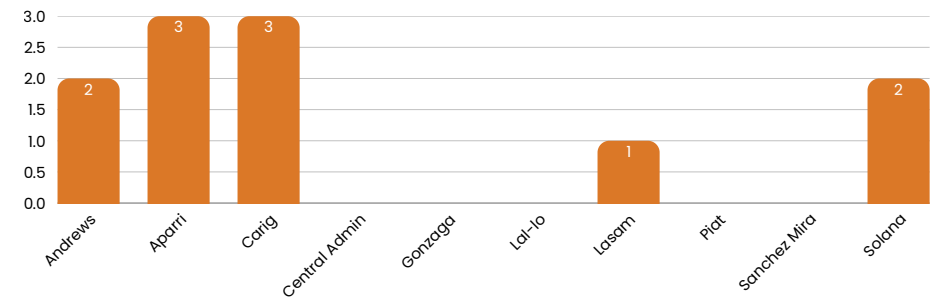
The University recorded a total of 6 employees belonging to Indigenous People group. Both Andrews and Lasam Campuses recorded 2 IPs. Central Administration, Carig, and Sanchez Mira logs 1 IP for each of their campus. The remaining campuses recorded no Indigenous People groups.

## NUMBER OF SENIOR CITIZENS PER CAMPUS



The data reported a total of 34 senior citizen employees. Both Andrews and Central Administration reported the highest number, with 10 and 11 senior citizen employees, respectively. Moderate figures were recorded in Aparri (2), Carig (3), Gonzaga (3), Piat (2), Sanchez Mira (2), and Solana (1). No data were reported by the other campuses like Lal-lo and Lasam.

## NUMBER OF DIFFERENTLY-ABLED PERSONS PER CAMPUS



The University recorded a total of 11 employees who are differently-abled. Both Aparri and Carig campuses reported three (3) differently-abled persons, and both two (2) for Andrews and Solana. Lasam Campus reported only one (1) differently-abled employee. The remaining campuses recorded none for this category.



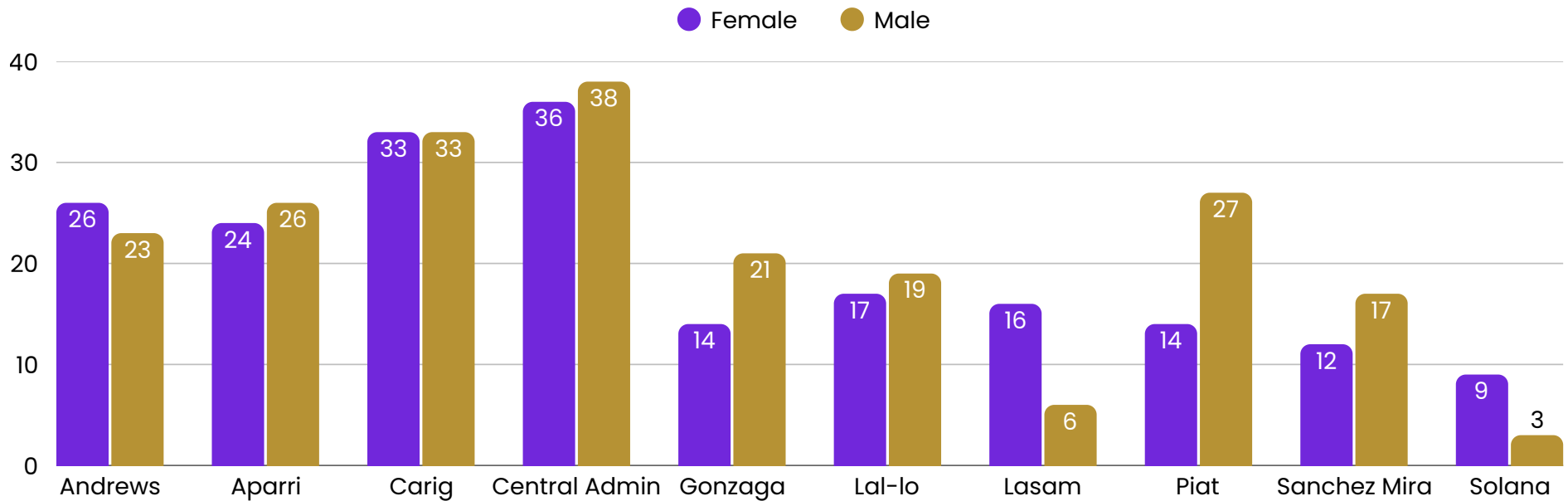
# MEN AND WOMEN

## in CAGAYAN STATE UNIVERSITY

### (Part-Time Faculty - Contract of Service)

(As of April 2026)

### NUMBER OF PART-TIME FACULTY - CONTRACT OF SERVICE PER CAMPUS BASED ON SEX ASSIGNED AT BIRTH



**Grand Total: 387 (F = 160; M = 227)**

This report presents sex-disaggregated data on Part-Time Faculty - Contract of Service of Cagayan State University as of April 2026. It includes a detailed breakdown of the number of Part-Time Faculty - Contract of Service in each campus.

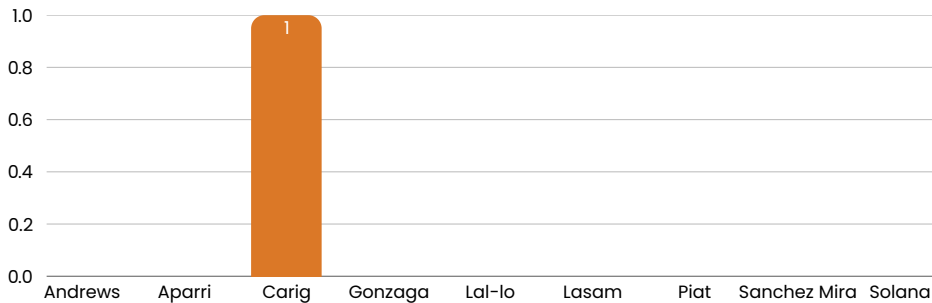
The data show a grand total of 387 Part-Time Faculty across all campuses, with 160 females and 227 males, indicating a male-majority overall. Carig Campus logs the highest data with a total of 176 (72 female, 104 male). Andrews recorded 48 (22 female, 26 male); Aparri 37 (17 female, 20 male), Gonzaga 22 (7 female, 15 male), Lal-lo 18 (5 female, 13 male), Lasam 13 (6 female, 7 male), Piat 2 (1 female, 1 male), Sanchez Mira 51 (23 female, 28 male), and Solana 16 (7 female, 9 male). Shared-faculty members were in Carig and Andrews (2 males), and in Carig and Solana (2 males).



# MEN AND WOMEN *in* CAGAYAN STATE UNIVERSITY (Part-Time Faculty - Contract of Service) (As of April 2026)

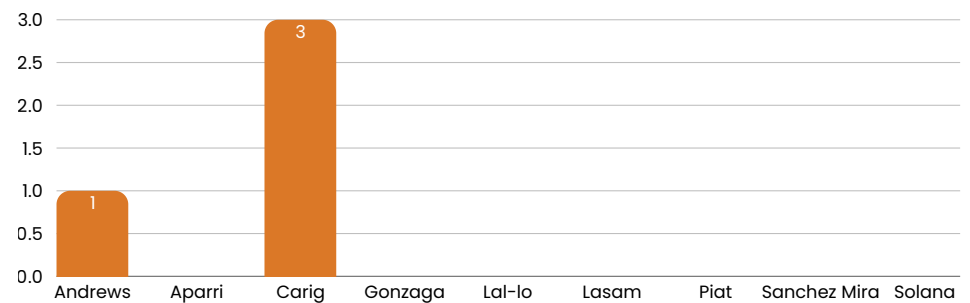
This report presents sex-disaggregated data on Part-Time Faculty - Contract of Service of Cagayan State University as of April 2026. It includes a detailed breakdown of the number of disadvantaged groups (solo-parent, indigenous people, senior citizen, and differently-abled) per campus.

## NUMBER OF SOLO-PARENT PER CAMPUS



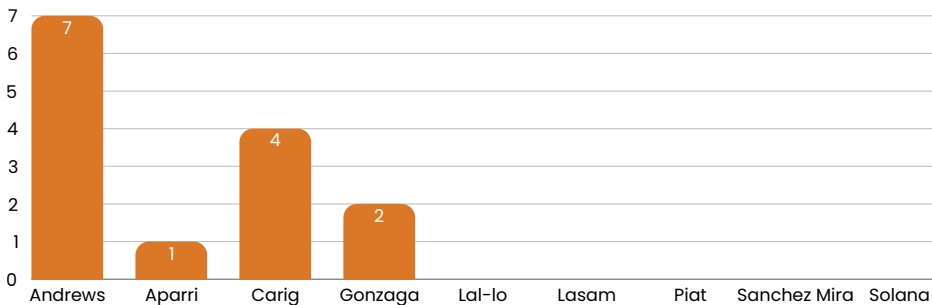
The University recorded only one (1) solo-parent part-time faculty, from Carig. The other campuses recorded no solo parent employees.

## NUMBER OF INDIGENOUS PEOPLE PER CAMPUS



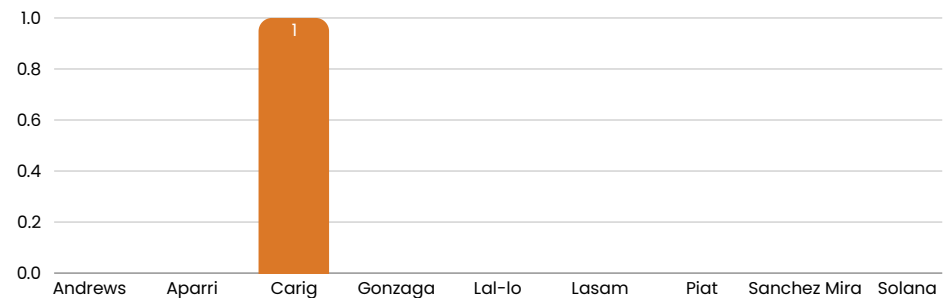
The University recorded a total of 4 employees belonging to Indigenous People group. Carig Campus has three (3) IPs, and Andrews Campus 1. The remaining campuses recorded no Indigenous People groups.

## NUMBER OF SENIOR CITIZENS PER CAMPUS



The data reported a total of 14 senior citizen employees. Andrews Campus (7) logs the highest data for senior citizen part-time faculty members, followed by Carig Campus (4), Gonzaga (2), and Aparri (1). Other campuses recorded none.

## NUMBER OF DIFFERENTLY-ABLED PERSONS PER CAMPUS



The University recorded only one (1) differently-abled from Carig Campus.

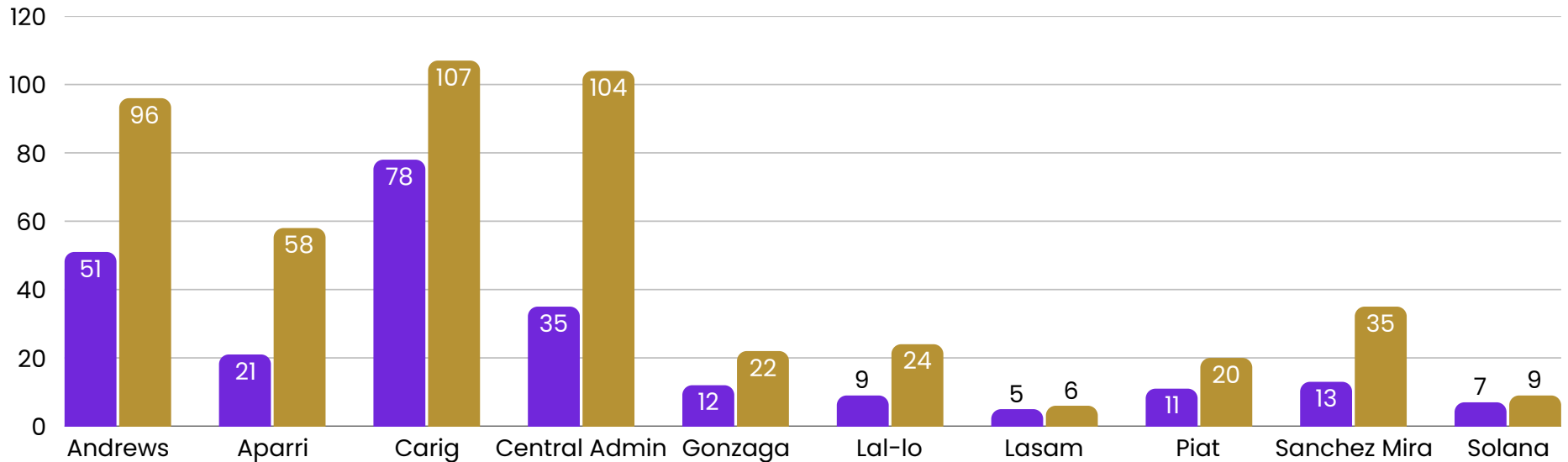


# MEN AND WOMEN *in* CAGAYAN STATE UNIVERSITY

**(Non-Teaching Personnel - Contract of Service, Job Order, and Under Memorandum of Agreement)  
(As of April 2026)**

## NUMBER OF NON-TEACHING PERSONNEL - CONTRACT OF SERVICE, JOB ORDER, AND UNDER MEMORANDUM OF AGREEMENT PER CAMPUS BASED ON SEX ASSIGNED AT BIRTH

● Female ● Male



**Grand Total: 723 (F = 242; M = 481)**

This report presents sex-disaggregated data on Non-Teaching Personnel - Contract of Service, Job Order, and Under Memorandum of Agreement of Cagayan State University as of April 2026. It includes a detailed breakdown of the number of the said population across each campus.

The data show a grand total of 723 Non-Teaching Personnel - Contract of Service, Job Order, and Under Memorandum of Agreement, with 242 females and 481 males, indicating a male-majority overall. Carig Campus logs the highest number of admin personnel with a total number of 185 (78 female, 107 male), with male outnumbering the female population. Andrews Campus recorded also a high number with a total of 147 (51 female, 96 male). Central Administration reported a total of 139 (35 female, 104 male). Aparri Campus logs a total number of 79 (21 female, 58 male). Meanwhile smaller campuses log smaller data with Piat 31, Lal-lo 33, Gonzaga 34, Sanchez Mira 48, Solana 16, and Lasam 11.

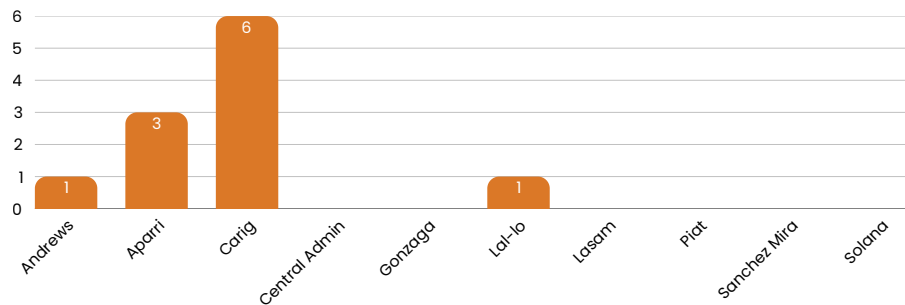


# MEN AND WOMEN *in* CAGAYAN STATE UNIVERSITY

## (Non-Teaching Personnel - Contract of Service, Job Order, and Under Memorandum of Agreement) (As of April 2026)

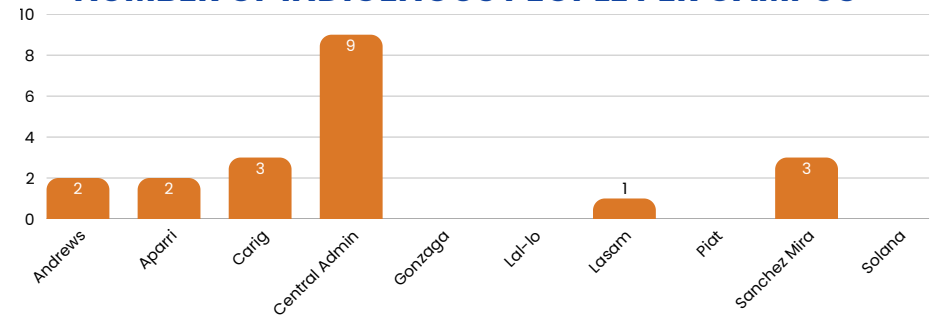
This report presents sex-disaggregated data on Non-Teaching Personnel - Contract of Service, Job Order, and Under Memorandum of Agreement of Cagayan State University as of April 2026. It includes a detailed breakdown of the number of disadvantaged groups (solo-parent, indigenous people, senior citizen, and differently-abled) per campus.

### NUMBER OF SOLO-PARENT PER CAMPUS



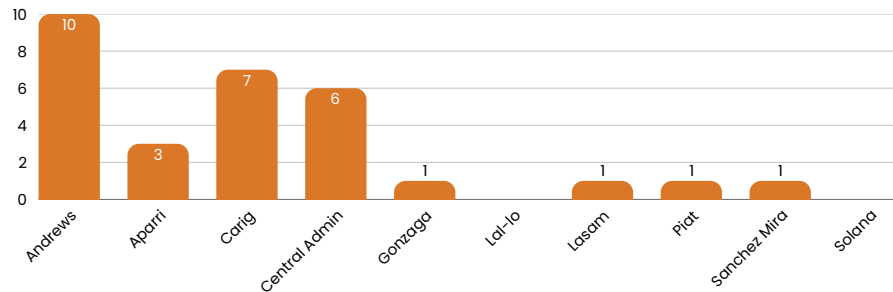
The University recorded a total of 11 solo parent employees. Andrews Campus and Lal-lo reported only 1 solo-parent; Aparri 3; and Carig 6. The other campuses recorded no solo parent employees.

### NUMBER OF INDIGENOUS PEOPLE PER CAMPUS



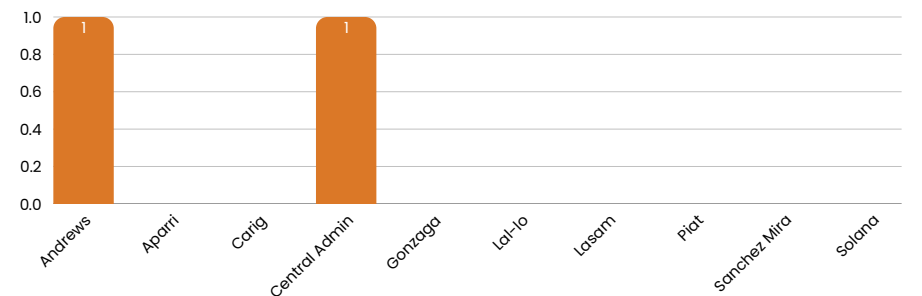
The University recorded a total of 20 Non-Teaching Personnel - Contract of Service, Job Order, and Under Memorandum of Agreement belonging to Indigenous People group. Both Carig and Sanchez Mira Campuses recorded 3 IPs, and both Andrews and Aparri 2. Central Administration recorded the highest number with 9 of the said group. The remaining campuses recorded no Indigenous People groups.

### NUMBER OF SENIOR CITIZENS PER CAMPUS



The data reported a total of 30 senior citizen employees. Andrews Campus reported the highest data with 10 senior citizen non-teaching personnel, followed by Carig with 7, and Central Administration with 6. Aparri Campus reported 3, while Gonzaga, Lasam, Piat, and Sanchez Mira only one (1). No data were reported by the other campuses like Lal-lo and Solana.

### NUMBER OF DIFFERENTLY-ABLED PERSONS PER CAMPUS



The University recorded a total of 2 employees who are differently-abled. Both Andrews and Central Administration recorded one (1) for their respective campuses. The remaining campuses recorded none for this category.